

Kambič

TEMPERATURE CHAMBERS

(- 75 °C ...+ 180 °C)

Model:


TK-190 CKULT

TK-340 CKULT

TK-500 CKULT

TK-1000 CKULT

- Material temperature resistance and product testing
- Maintaining superior temperature stability
- Sample conditioning prior to other tests
- Data loggers and sensors calibration
- Temperature controlled test polygon
- World class metrology performance
 - Accelerated ageing
 - Stress tests



Device description:



Fan for internal air circulation with speed control

7" capacitive touch screen controller with user friendly interface, advance settings options, Ethernet and USB communication ports

2 level over temp. protection:
 1. 5°C over set point heating disabled
 2. 10°C above max. temp mechanical shut off

Extensive heat insulation shield on all chamber sides

Main switch

Access port with both end plugs Ø50 mm (On left side)

All exterior in galvanized and powder coated aluminized steel

Door sealed with double soft profile silicone seal to ensure perfect tightness

Heavy duty closing mechanism with key lock

Height Adjustable stainless steel wire shelves (1 pcs included)

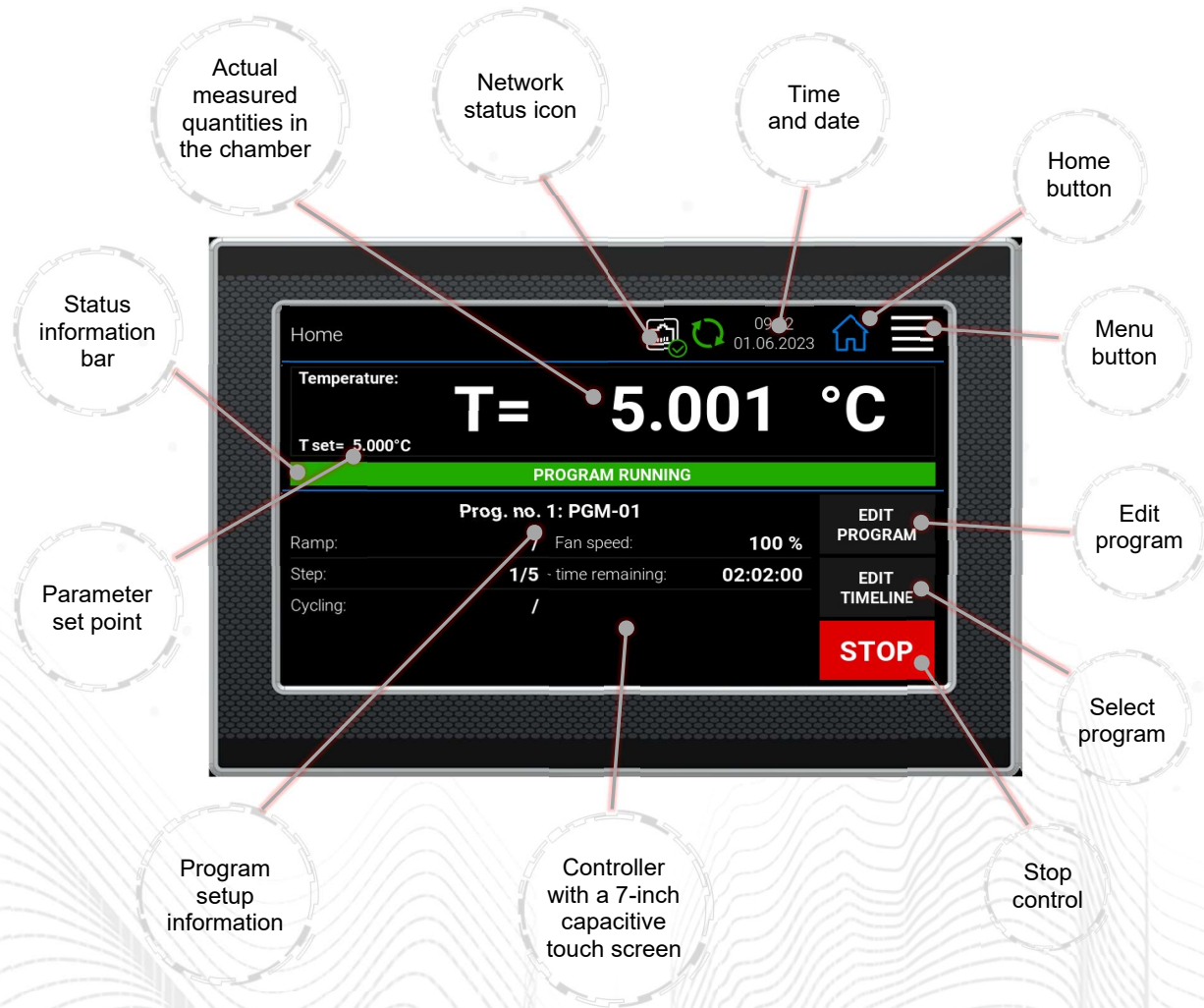
Full door heated observation window with LED illumination

Heavy duty swivel wheels with brake for simple manipulation

Full 4 side maintenance access to ref. system

Fully stainless-steel interior chamber

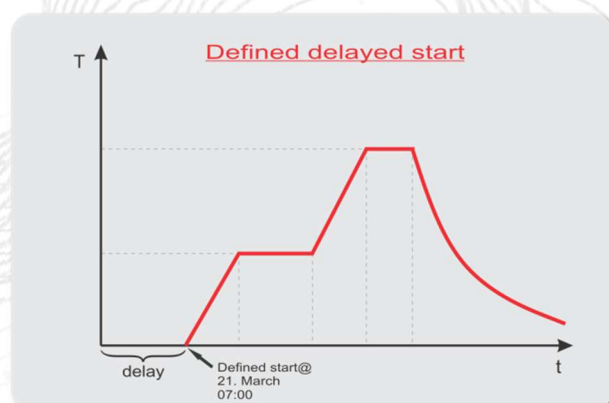
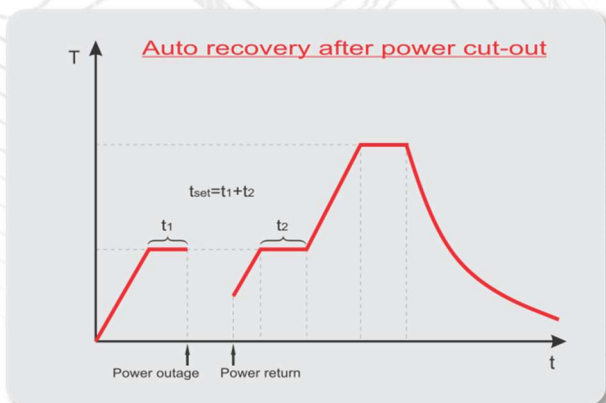
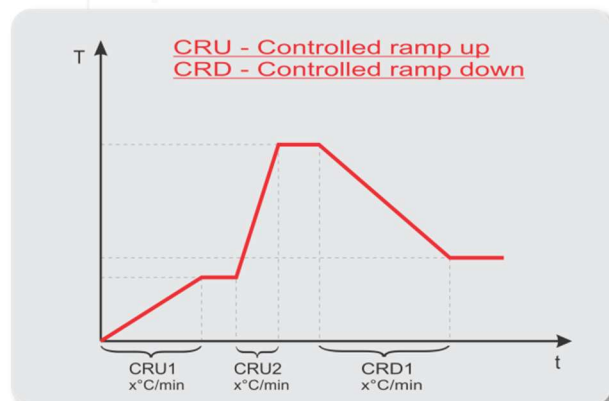
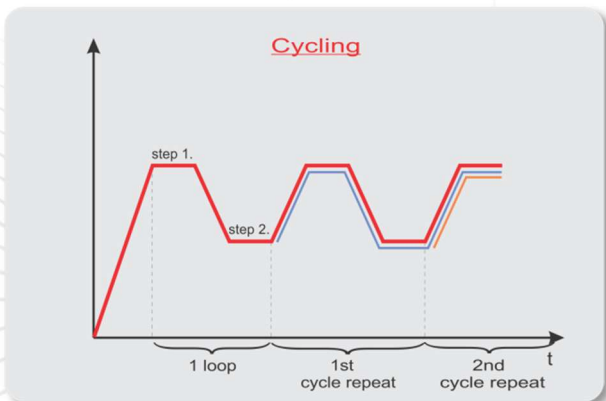
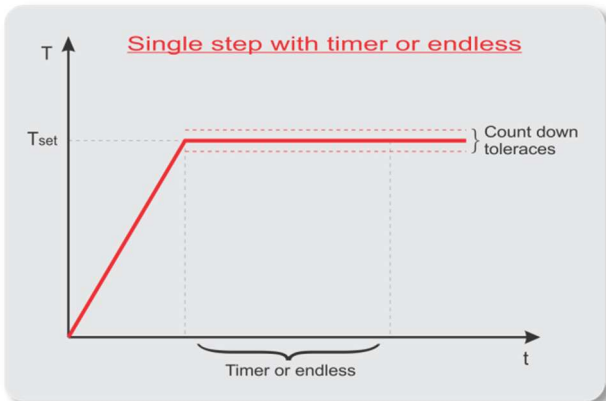
Touch display with advanced controller functions:





KK-Tool software for PC (free – included with every unit):





Controller functions:



	TK-190 CKULT	TK-340 CKULT
		
External dimensions (WxHxD) [mm]	835 x 1721 x 1126	875 x 1985 x 1326
Internal dimensions (WxHxD) [mm]	610 x 615 x 510	600 x 835 x 685
Volume [L]	~ 190	~ 340
Temperature range [°C]	- 75 ...+ 180	- 75 ...+ 180
Heat up rate [°C/min] (according to EN 60068-3-5)	2.2	1.6
Cool down rate [°C/min] (according to EN 60068-3-5)	2.4	2.7
Temperature display res [°C]	0.1	0.1
Temperature set res. [°C]	0.1	0.1
Temperature stability [°C]	± 0.5 °C @ - 75 °C ± 0.1 °C @ 50 °C ± 0.1 °C @ 90 °C ± 0.2 °C @ 180 °C	± 0.5 °C @ - 75 °C ± 0.08 °C @ 50 °C ± 0.08 °C @ 90 °C ± 0.2 °C @ 180 °C
Temperature uniformity [°C]	± 1.2 °C @ - 75 °C ± 0.5 °C @ 50 °C ± 0.5 °C @ 90 °C ± 2.0 °C @ 180 °C	± 1.0 °C @ - 75 °C ± 0.5 °C @ 50 °C ± 0.5 °C @ 90 °C ± 1.5 °C @ 180 °C
Heat compensation [W]	~ 300 @ - 60 °C ~ 1000 @ - 20 °C	~ 500 @ - 60 °C ~ 1200 @ - 20 °C
Temperature control	PID (PT-100)	PID (PT-100)
Power supply	3x400V 50/60Hz	3x400V 50/60Hz
Wattage [W]	6300	9800
Interface	USB and Ethernet	USB and Ethernet
Shelve	1 (max 8)	1 (max 8)
Shelve capacity [kg]	35	35
Max capacity [kg]	80	100
Observation window	As standard	As standard
Access port [mm]	Ø 50 (left side)	Ø 50 (left side)
Noise [dBA] @ 1 m distance	67	67
Weight [kg]	420	460

*All performance in controlled environment ($T_{ambient} = 22 \text{ °C} \pm 3 \text{ °C}$)!

*Accessories might affect performance!

	TK-500 CKULT	TK-1000 CKULT
		
External dimensions (WxHxD) [mm]	1165 x 1985 x 1640	1235 x 2000 x 1816
Internal dimensions (WxHxD) [mm]	810 x 800 x 800	1010 x 1000 x 1000
Volume [L]	~ 500	~ 1000
Temperature range [°C]	- 75 ...+ 180	- 75 ...+ 180
Heat up rate [°C/min] (according to EN 60068-3-5)	3.6	3.5
Cool down rate [°C/min] (according to EN 60068-3-5)	2.2	2.1
Temperature display res [°C]	0.1	0.1
Temperature set res. [°C]	0.1	0.1
Temperature stability [°C]	± 0.8 °C @ - 75 °C ± 0.1 °C @ 50 °C ± 0.1 °C @ 90 °C ± 0.2 °C @ 180 °C	± 0.8 °C @ - 75 °C ± 0.1 °C @ 50 °C ± 0.1 °C @ 90 °C ± 0.2 °C @ 180 °C
Temperature uniformity [°C]	± 1.0 °C @ - 75 °C ± 0.5 °C @ 50 °C ± 0.5 °C @ 90 °C ± 1.5 °C @ 180 °C	± 1.0 °C @ - 75 °C ± 0.5 °C @ 50 °C ± 0.5 °C @ 90 °C ± 1.5 °C @ 180 °C
Heat compensation [W]	~ 1000 @ - 60 °C ~ 2500 @ - 20 °C	~ 1350 @ - 60 °C ~ 3000 @ - 20 °C
Temperature control	PID (PT-100)	PID (PT-100)
Power supply	3x400V 50/60Hz	3x400V 50/60Hz
Wattage [W]	16300	18000
Interface	USB and Ethernet	USB and Ethernet
Shelve	1 (max 8)	1 (max 8)
Shelve capacity [kg]	50	50
Max capacity [kg]	150	200
Observation window	As standard	As standard
Access port [mm]	Ø 50 (left side)	Ø 50 (left side)
Noise [dBA] @ 1 m distance	68	68
Weight [kg]	610	870

*All performance in controlled environment ($T_{ambient} = 22 \text{ °C} \pm 3 \text{ °C}$)!

*Accessories might affect performance!

Ordering information and accessories:

Description	Part no.
Temperature chamber TK-190 CKULT	1234
Temperature chamber TK-340 CKULT	3032
Temperature chamber TK-500 CKULT	3033
Temperature chamber TK-1000 CKULT	3034
Shelve wire TK-190 CKULT	953
Shelve wire TK-340 CKULT	956
Shelve wire TK-500 CKULT	958
Shelve wire TK-1000 CKULT	960
Shelve perforated TK-190 CKULT	954
Shelve perforated TK-340 CKULT	957
Shelve perforated TK-500 CKULT	959
Shelve perforated TK-1000 CKULT	961
Access Port w. Plug Ø 50 mm right (<i>*specify position</i>)	899
Access Port w. Plug Ø 100 mm right (<i>*specify position</i>)	900
Evaluation report 9 points, 3 climatic values - performed by Kambic	1719
Evaluation report 9 points, 3 climatic values - Accredited	1777

**Accessories might affect performance!*

